

APR 18 2002



2001-2002 KENTUCKY HIGH SCHOOL ATHLETIC ASSOCIATION ANNUAL VERIFICATION OF TITLE IX PROCEDURES

(To be submitted by April 15, 2002 along with other required forms)

The Shelby Valley High School, Pikeville, Kentucky
(Name of High School) (City)

certifies to the Kentucky High School Athletic Association that the following is an accurate and true representation of the facts surrounding compliance with Title 20, U.S.C. Titles 1681-1688, et. Seq. (also known as Title IX)

I certify the following provisions in accordance with records at the school contained in the permanent Title IX file, and to the best of my knowledge have completed the following tasks. (All boxes must be checked)

- Established a gender equity committee at the high school. (list committee personnel and provide attachment if necessary)

Name	Address	Phone	Title
Connie Gilpin		(606) 639-0033	A.D.
Forrest D. Johnson		(606) 639-0033	Principal
Rodney Rowe		(606) 639-0033	Boys Basketball
Bobby Spears		(606) 639-0033	Girls Basketball
Greg Napier		(606) 639-0033	Softball & Football
Angie Banks		(606) 639-0033	Cheerleading
Craig LaPresto		(606) 639-0033	Volleyball

- Scheduled a minimum of three meetings during the 2001-2002 school year on the following dates:

August 10, 2001
December
June 3 on last day of school

- Designated the following person(s) as the Title IX coordinator for the school/district:

Connie Gilpin A.D. 125 Douglas Park Pikeville (606) 639-0033
Name Title Address Phone

- School personnel are continuing to make periodic reviews of the boys and girls athletics program reflected in the Corrective Action Plan.

- In addition to the above information, the above referenced school maintains a complete permanent file relative to Title IX records including copies of the self-assessment audit, all corrective action plans, and other related materials.

Forrest D. Johnson 4-9 2002
Principal's Signature Date

Bob W. [Signature] Bobby D. Barry
Superintendent Signature School Board Chairpersons' Signature

(Send original copy to KHSAA - Maintain duplicate in Title IX school folder)

Equity Committee

Lonnie Rowe

(606) 639-0033

Track

Ronald Wright

(606) 639-0033

Baseball

Georgiana Poy

(606) 639-0033

Cheerleading

2001-2002 INTERSCHOLASTIC ATHLETICS SURVEY

Summary Of Student Responses

School Name: Shelby Valley

School Enrollment: 598

Date: _____

Completed By: January 2002

Instructions:

1. Summarize the Student Athletics Interest Surveys Form T-61 by listing the total number of responses on the line next to each sport.
2. Under the Other Category please provide a listing of the sports as well as the number of students who are interested in participating.
3. Please sign and date the Summary Form (T-63) and mail the Summary Form only to the KHSAA by April 15, 2002. Do not mail the student surveys (Form T-61). However, these Forms should be maintained in your files in the event they are requested subsequently.

398 Number of Surveys
271 Total Returned
9-12 Grades Surveyed

How Was The Survey Administered? Given to each English class.

Fall Sports (List Total Number of Participation Responses) (like to participate)

- 6 Cross Country (Girls)
- 20 Cross Country (Boys)
- _____ Field Hockey (Girls)
- 47 Football (Boys)
- _____ Golf (Girls)
- 6 Golf (Boys)
- 12 Soccer (Girls)
- 20 Soccer (Boys)
- 25 Volleyball (Girls)
- _____ Volleyball (Boys)

Winter Sport (List Total Number of Participation Responses)

- 20 Basketball (Girls)
- 32 Basketball (Boys)
- 4 Gymnastics (Girls)
- _____ Indoor Track (Girls)
- _____ Indoor Track (Boys)
- _____ Swimming & Diving (Girls)
- 2 Swimming & Diving (Boys)
- 5 Wrestling (Boys)

Spring Sport (List Total Number of Participation Responses)

- 28 Baseball (Boys)
- 39 Fast Pitch Softball (Girls)
- Slow Pitch Softball (Girls)
- Tennis (Girls)
- 2 Tennis (Boys)
- 4 Track (Girls)
- 6 Track (Boys)

Other Sports (From Student Survey T-61 Question 10)

Name of Sport	Number of Students Interested In Participating
<u>Soccer</u>	<u>32</u>
<u>Wrestling</u>	<u>5</u>
<u> </u>	<u> </u>
<u> </u>	<u> </u>
<u> </u>	<u> </u>
<u> </u>	<u> </u>
<u> </u>	<u> </u>

Number of Students who participate in Intramural Sports.
(From Student Survey T-61 Question 5)

<u>Sport</u>	<u>Number</u>
<u> </u>	<u> </u>
<u> </u>	<u> </u>
<u> </u>	<u> </u>
<u> </u>	<u> </u>
<u> </u>	<u> </u>

List Intramural Sports students are interested in adding:
(From Student Survey T-61 Question 6)

<u>Sport</u>	<u>Number</u>
<u> </u>	<u> </u>
<u> </u>	<u> </u>
<u> </u>	<u> </u>
<u> </u>	<u> </u>
<u> </u>	<u> </u>

Participation in Non-School Sports Activities
 (From Student Survey T-61 Question 7)

Sport	Number
Soccer	2

Reasons for not participating in interscholastic athletics.
 (From Survey Question 8)

Response	Number
31 I prefer other activities such as band, chorus, etc.	31
56 I don't have time	56
34 The practice schedules and game times are inconvenient	34
9 The sport I like isn't offered	9
25 It's too expensive	25
4 I prefer to participate in club or intramural sports	4
04 Working	04
12 Other	12

Student Suggestions to encourage participation

OFFER more sports. Soccer, wrestling, etc.

Lowell Dale John
 Principal's Signature

4-11-02
 Date

2001-2002
ACCOMMODATION OF INTERESTS AND ABILITIES
SUMMARY PROGRAM CHART 1

KHSAA
 Form T1
 Rev. 07/01

Participation Opportunities Test One

		(Column 1)	(Column 2)	(Column 3)	(Column 4)
	Program	Enrollment	Percentage of Total Enrollment	Number of Interscholastic Participants (double and triple count)	Percentage of Total Participation
Row 1	GIRLS	277	46.2	103	49.9
Row 2	BOYS	321	53.7	141	57.8
Row 3	Totals	598	100%	244	100%

Instructions:

*Number of 8th grade students & below used in Column 4 calculations if applicable: _____

- 1) Determine the total number of girls enrolled, (place in Row 1, Column 1). Determine the total number of boys enrolled, (place in Row 2, Column 1).
- 2) Add the total number of girls and boys enrolled to determine total enrollment, (place in Row 3, Column 1).
- 3) Calculate the percentage of total enrollment that is female. (Divide Row 1, Column 1 by row 3, Column 1 and place in Row 1, Column 2.) Calculate the percentage of total enrollment that is male. (Divide Row 2, Column 1 by Row 3, Column 1 and place in Row 2, Column 2.) Note: Row 1, Column 2 plus Row 2, Column 2 should total 100%.
- 4) Ask the head coaches to review the most updated eligibility or squad lists for their teams. Ask coaches to confirm the names of those individuals who are on the team as of the first **date of competition**, and cross out the names of those who were cut from the team or quit the team prior to the first competitive event. Determine the total number of interscholastic athletics participants that are girls, (and place in Row 1, Column 3). In order to determine the total number of athletics participants, an individual should be counted each time he or she participates on a team. For example, if Jane Doe competes on the varsity volleyball team, the junior varsity volleyball team, the junior varsity basketball team, and the varsity softball team, she should be counted as four participants (**do not include club or intramural sports participants, cheerleaders, dance teams, or pom squads**). Calculate the same way for boys and girls. * In addition, should 8th grade students and below play on a Freshman, Junior Varsity, or Varsity team, they should also be counted for each team and sport on which they participate. If applicable, please asterisk the above notation as to how many 8th grade students & below are included. Using the same procedure, determine the total number of interscholastic athletic participants that are boys, (and place in Row 2, Column 3). Add Row 1, Column 3 plus Row 2, Column 3 to get total participants and place in Row 3, Column 3.
- 5) Calculate the percentage of female participation. (Row 1, Column 3 divided by Row 3, Column 3 and place in Row 1, Column 4.) Calculate the percentage of male participation. (Row 2, Column 3 divided by Row 3, Column 3 and place in Row 2, Column 4.) Note: Row 1, Column 4 plus Row 2, Column 4 should total 100%.

Note: While being within three percent is not a formal compliance standard; if the percent listed in Row 1, Column 4 is within 3% of Row 1, Column 2, then it provides a good target within which compliance is likely.

Principal's Signature: Forrest Dale Johnson Date: 4-11-02

2001-2002
ACCOMMODATION OF INTERESTS AND ABILITIES
SUMMARY PROGRAM CHART 2


KHSAA
 Form T2
 Rev. 07/01

Participation Opportunities Test Two

		Column 1	Column 2	Column 3	Column 4	Column 5	
Program		Number of Teams Currently Offered	Number of Participants	Number of Teams Added in Last Five Years	Number of Participants Added in Last Five Years	Percent of Total Participation By Sex Added in Last 5 Years	
GIRLS	Row 1	varsity:	4	65	2	25	38.5
	Row 2	j.v.:	3	30	1	10	33.3
	Row 3	frosh:	1	8	0	0	0
	Row 4	total:	8	103	3	35	34
BOYS	Row 5	varsity:	6	101	3	30	29.7
	Row 6	j.v.:	2	20	1	10	50
	Row 7	frosh:	2	20	0	0	0
	Row 8	total:	10	141	4	40	28.4

- 1) List the number of interscholastic teams offered for girls and boys at each competitive level (for example, varsity, junior varsity, and freshman levels). Total each of the entries in Column 1 into Row 4, Column 1 and Row 8, Column 1.
- 2) List the number of interscholastic teams that have been added in the last five years at each competitive level. Total each of the entries in Column 3 into Row 4, Column 3 and Row 8, Column 3.
- 3) List the number of participants that are currently on each level of the teams that were added in the last five years. Total each of the entries in Column 2 into Row 4, Column 2 for girls and Row 8, Column 2 for boys. If a team was added previously but no longer exists, there are no current participants to be added for that team.
- 4) List the number of participants added in the last 5 years. Total each of the entries made in Column 4 into Row 4, Column 4 for girls and Row 8, Column 4 for boys.
- 5) Calculate the percentage of participants that have been added in the last five years (Column 4 divided by Column 2 on each line). For example, if girls' varsity soccer (22 participants), junior varsity soccer (18 participants), junior varsity golf (8 participants), and freshman softball (15 participants) have been added in the last five years, then 63 participation opportunities have been added for girls. If the total number of female participants in the program is 96 (taken from Form T-1, Row 1, Column 3), then 65.6% of the current opportunities (63 of 96) have been added in the last five years. Perform similar calculations for male participants.

Note: If the percentage of current participants added in the last five years is 25% or greater, compliance with test two may be possible. If less than 25%, then compliance with test three should be analyzed. **CAUTION:** 25% is not a formal compliance standard.


Principal's Signature:  Date: 4-11-02

2001-2002
ACCOMMODATION OF INTERESTS AND ABILITIES
SUMMARY PROGRAM CHART 3

Participation Opportunities Test Three

For any question answered "YES" identify the respective sport(s).

	GIRLS (Yes / No)		BOYS (Yes / No)
1. Is there an intramural team offered in a sport not now available in the interscholastic athletics program? (YES or NO)	NO		NO
2. For a sport <u>not</u> currently offered, is there sufficient interest to form a viable interscholastic team based on participation on an intramural team or community recreation teams? (YES or NO)	yes Soccer		yes Soccer
3. For a sport <u>not</u> currently offered, is there sufficient interest to form a viable interscholastic team with the interscholastic survey.	yes Soccer		yes Soccer
4. For a sport currently offered, is there interest to form a viable team for a junior varsity, freshman, or other intramural level that is not currently offered? (YES or NO)	NO		NO
5. If you answered YES to question (1), (2), (3) or (4), are there enough high schools in your geographic area offering the sport (at the appropriate level) to allow for the development of a reasonable schedule of competition. (YES or NO)	NO		NO

Principal's Signature:  Date: 4-9-02

2001-2002
ACCOMMODATION OF INTERESTS AND ABILITIES
SUMMARY PROGRAM CHART 4

KHSAA
 Form T4
 Rev. 07/01

Levels of Competition Test One

		(Column 1)	(Column 2)
	Team Levels	GIRLS	BOYS
Row 1	Total Number of Athletics Participants in All Levels	103	141
Row 2	Number of Varsity Teams Offered	4	6
Row 3	Number of Participants on all Varsity Teams	65	101
Row 4	Percentage of Total Varsity Participants By Sex	63.1	71.6
Row 5	Number of Junior Varsity Teams Offered	3	2
Row 6	Number of Participants on all Junior Varsity Teams	30	20
Row 7	Percentage of Total Junior Varsity Participants By Sex	27.1	14.2
Row 8	Number of Freshman Teams Offered	1	2
Row 9	Numbers of Participants on all Freshman Teams	8	20
Row 10	Percentage of Total Freshman Participants By Sex	7.8	14.2

- 1) Copy the number entered on Form T1, Row 1, Column 3 and place on Row 1, column 1 of this form.
- 2) Copy the number entered on Form T1, Row 2, Column 3 and place on Row 1, column 2 of this form.
- 3) List the number of teams at the varsity, junior varsity, and freshman levels for boys and girls (Rows #2,5,8) and place in the proper boxes in columns 1 and 2.
- 4) List the number of teams at the varsity, junior varsity, and freshman levels for boys and girls (Rows #3,6,9) and place in the proper boxes in columns 1 and 2.
- 5) Calculate the percentage of female and male participants at each level. (Rows #4,7,10)
 - Divide Row 3, Column 1 by Row 1, Column 1, and place the percentage in Row 4, Column 1.
 - Divide Row 3, Column 2 by Row 1, Column 2, and place the percentage in Row 4, Column 2.
 - Divide Row 6, Column 1 by Row 1, Column 1, and place the percentage in Row 7, Column 1.
 - Divide Row 6, Column 2 by Row 1, Column 2, and place the percentage in Row 7, Column 2.
 - Divide Row 9, Column 1 by Row 1, Column 1, and place the percentage in Row 10, Column 1.
 - Divide Row 9, Column 2 by Row 1, Column 2, and place the percentage in Row 10, Column 2.

Principal's Signature: _____

Date: 4-11-02

2001-2002 KHSAA TITLE IX ATHLETICS AUDIT

KHSAA
Form T41
Rev. 07/01

Checklist - Overall Interscholastic Athletics Program

Areas of Compliance	ADVANTAGE TO (Respond based on Internal Evaluation by checking the appropriate column.)		
	GIRLS' PROGRAM	BOYS' PROGRAM	NEITHER PROGRAM
Equipment and Supplies			✓
Scheduling of Games and Practice Time			✓
Travel and Per Diem Allowances			✓
Coaching			✓
Locker Rooms, Practice and Competitive Facilities			✓
Medical and Training Facilities and Services			✓
Publicity			✓
Support Services			✓
Athletic Scholarships			N/A
Tutoring			✓
Housing and Dining Facilities and Services			✓
Recruitment of Student Athletes			N/A


Principal's Signature: *Loren Dale Johnson* Date: 4-11-02

2001-2002
BUDGETED AND ACTUAL EXPENDITURES - PROGRAM COMPARISON CHART 2
 TO INCLUDE BOOSTER CLUB FUNDING

Teams	equipment and supplies		travel		awards		coaches' salaries (to include supplemental and extended employment)		facilities improvements		publications (if sport-specific)	
	B	E	B	E	B	E	B	E	B	E	B	E
G track	500	500	1000	1000			1000	1000				
B track							1000	1000				
G tennis												
B tennis												
G volleyball	2000	2000	1000	900			1500	1500				
B wrestling												
G (list sport)												
B (football)	15000	13,900	3,000	2000			2500 + 2000	3500 + 500				
G (list sport)												
B (list sport)												

"B" is for budgeted dollar amounts and "E" is for actual dollar expenditures. Expenditures should include items provided by third parties such as Booster Clubs.

Principal's Signature:



Date:

4-11-02

School Name: Shelby Valley
 School Year: 2001-2002
 Principal's Signature: _____
 Date: _____

**2001-2002
 TITLE IX**

CORRECTIVE ACTION PLAN

To complete this form, indicate the intended area which needs corrective action, the suggested change and time table for implementation. You may copy this form as needed. Please attach corrective action plans along with audit forms and submit by April 15, 2002.

ITEM FOR CORRECTION	SUGGESTED CHANGE	TIME TABLE FOR CORRECTIVE ACTION
Softball Field	Lights, Irrigation Scoreboard	18 months From April 15 2001 Letter was sent by Board to KHSAA this year.

- An explanation (status report) is needed for all areas identified previously as items for correction as well as all areas currently identified as items for correction. This form shall be typed.

Principal's Signature: Townsend Date: 4-11-02

BOARD OF EDUCATION

JOHN H. BLACKBURN
CHAIRMAN, PIKEVILLE

GREG JOHNSON
VICE CHAIRMAN, VIRGIE

BOBBY D. VARNEY
TURKEY CREEK

RAVINE RATLIFF
ELKHORN CITY

FRANK McGUIRE
PHELPS



P. O. BOX 3097
PIKEVILLE, KENTUCKY 41502
PHONE (606) 432-7700
FAX (606) 432-3321

ADMINISTRATIVE STAFF

FRANK WELCH
SUPERINTENDENT

PAUL D. DOTSON
ASSISTANT SUPERINTENDENT

DAVID LESTER
PERSONNEL DIRECTOR

BECKY J. FRANCIS
DIRECTOR OF FEDERAL PROGRAMS

NANCY RATLIFF
FINANCIAL ANALYST

February 9, 2001

M-E-M-O


RE: KHSSA REPAIRS:

In reference to the KHSSA repairs for the Shelby Valley High School, the drainage system for The Girl's Softball Field is expected to be corrected and completed by April 2001. The work will be done by the Maintenance Department of the Pike County School System.

In response to the lighting of the facility, the completion procedures will begin within eighteen months.

If you have any questions concerning this matter, you may call Mr. Don Isner, at (606) 432-7804 or (606) 432-7825, Monday through Friday, from 7:30 am until 4:30 pm.

Thank You,


Don Isner, Supervisor
Of Buildings & Grounds

DI/mcc